



PREMIUM GAS LOG SETS
Vent-Free Collection



Real Fyre • Vent-Free Collection Catalog • R H Peterson Co.

CRAFTED WITH PRIDE  IN THE USA



Evening Fyre



Left. Fyreglass



Charr
Split Oak

VENT-FREE COLLECTION

Families gathering together to share moments...

The beauty and warmth of a Real Fyre® Vent-Free Gas Log set in your fireplace provides a special harmony to your living space. During the chill of the season, families and friends get together and share special moments around the coziness and serenity of the fireplace. For over 65 years, Real Fyre® Gas Logs have been there to share in the best of these experiences with you. With the choices available in our Vent-Free Collection, you still get the splendor and warmth of a wood fire without the need for venting your fireplace.

The hand crafted and beautifully detailed logs are available in a variety of styles, most with active natural flames and glowing embers designed to magnify the beauty of your hearth.

Display the beauty of Real Fyre® Gas Logs... enchanting when they are on...and beautiful when off.

For a more contemporary look, the G21 Series burner presents the color and sparkle of Fyre Glass and Fyre Gems.

With 99% heating efficiency, these sets operate using less gas, saving you energy dollars. ANSI certified for natural or propane gas, the Vent-Free Collection is equipped with an Oxygen Depletion Sensor for safe operation. A variety of control options are available, from manual to electronic to thermostatic remote, making the use of your gas logs simple.

The Real Fyre® Vent-Free Collection is listed for use in solid-fuel burning fireplaces and most universal listed vent-free fireboxes and specifically approved vent-free fireplaces.

WHAT A FIRE IS MEANT TO BE





G19 SERIES

The newest innovation in Vent Free gas logs is the G19 burner system. This clean burning system provides a dazzling flame pattern and offers two distinctive styles of logs. The uniquely designed front log glows like a real wood fire and the glowing embers enhance the beauty and realism of this system.

Foothill Oak FTO-24

The G19 Series is available for Natural or Propane gas in 18"/20", 24" and 30" sets, with variable BTU ratings from 22,000 to 40,000. Lava granules are included with the unit.

2 log sets to choose from:

FTOG19- Foothill Oak Gas Log Set**

FTSOG19- Foothill Split Oak Gas Log Set**

** insert size (e.g. 24). Add a "P" to the end of the model # if using Propane gas.

A number of control options are available including:

- remote on/off (-12)
- remote with variable flame height control (-15)
- remote with variable flame height control and electronic pilot (-01V)

If desired, remote control number suffix should be added to the model number following the size indicator (e.g. FTOG19-24-XXX).



Foothill Split Oak FTSO-24



G19-24/30-01V

Gas Burner
with electronic variable control



G10 SERIES

Featuring the popular burnt through front log, the G10 Series is available in two attractive log styles; Charred Frontier Oak and Charred Aged Split Oak (both ceramic refractory log sets). Lively flames and a large ember bed with Bryte Coals highlight the handcrafted logs, adding efficient heat and unmatched beauty to your fireplace.



Charred Aged Split Oak CHAS-24

The G10 Series is available for Natural or Propane gas in 16"/18", 24" and 30" sets, with variable BTU ratings from 17,000 to 37,000. Lava granules are included with the unit. Stainless steel models are available for added durability and use in outdoor rooms.

2 log sets to choose from:

- CHFRG10-** Charred Frontier Oak Gas Log Set
- CHASG10-** Charred Aged Split Oak Gas Log Set

** insert size (e.g. 24). Add a "P" to the end of the model # if using Propane gas.


A number of control options are available including:

- manual control
- remote on/off (-12)
- remote with variable flame height control (-15)
- remote with variable flame height control and electronic pilot (-01V)

If desired, remote control number suffix should be added to the model number following the size indicator (e.g. CHFRG10-24-01V).



Charred Frontier Oak CHFR-24




G10-16/18-SS
G10-24/30-SS
Stainless Steel Gas Burner
with manual control



G10-24/30
Gas Burner
with manual control

G18 SERIES

The Evening Fyre, Evening Fyre Charred and the Evening Fyre Split log sets are featured on the advanced G18 vent-free burner system. The logs are sculpted and hand-painted with distinctive charring on the front log, mimicking a wood fire. The dramatic ember bed, with Bryte Coals and two wood chunk decorative covers, enhance the warmth and beauty of the log set.



Evening Fyre Split ESV-24

The G18 Series is available for Natural or Propane gas in 16/18" and 24/30" sets, with variable BTU ratings from 25,000 to 38,000 for Natural Gas or Propane Gas. Lava granules are included with the unit. See-thru sets are also available in 16/18" and 24" sizes.

3 log sets to choose from:

EFVG18-**	Evening Fyre Gas Log Set
ECVG18-**	Evening Fyre Charred Gas Log Set
ESVG18-**	Evening Fyre Split Gas Log Set

** insert size (e.g. 24). For See-thru set, add (-2) following the burner number (eg. EFGV18-2-24-15).

Add a "P" to the end of the model # if using Propane gas.

A number of control options are available including:

- manual control
- remote on/off (-12)
- remote with variable flame height control (-15)
- remote with variable flame height control and electronic pilot (-01V)

If desired, remote control number suffix should be added to the model number following the size indicator (e.g. EFGV18-24-XXX).



G18-24/30-12
Gas Burner
with on/off remote



G18-2-24/30-15
See-thru Gas Burner
with variable flame
height remote



Evening Fyre Charred ECV-24



Evening Fyre EFV-24



Evening Fyre Split ESV-24



Evening Fyre See Thru EFV-2-16/18



Evening Fyre EFV-16/18



Evening Fyre Split ESV-16/18



Evening Fyre Split See Thru ESV-2-16/18

G9 SERIES

The traditional beauty of Golden Oak Designer or Split Oak logs add to the elegant burn of the G9 Vent-Free Burner System. Dancing flames and an ember bed, featuring an innovative reflective panel, offer comforting heat and fireside charm.

Split Oak S9-24

The G9 Series is available for Natural or Propane gas in 20", 24" and 30" sets, with BTU ratings from 17,000 to 36,000. Lava granules and Bryte Coals are included with the unit. See-thru sets are also available in 24" size.

2 log sets to choose from:

RDG9-**

Golden Oak Designer Gas Log Set

SG9-**

Split Oak Gas Log Set

** insert size (e.g. 24). For See-thru set, add (-2) following the burner number (eg. RDG9-2-24-12). Add a "P" to the end of the model # if using Propane gas.

A number of control options are available including:

- manual control
- remote on/off control(-12)
- remote with variable flame adjusted control (-15)

Add the remote control number suffix to the model number if a remote control is desired (e.g. RDG9-24-12).



G9-2-24-12

See-Thru Gas Burner
with on/off remote



G9-20/24/30

Gas Burner
with manual control



Golden Oak Designer RD9-24



Golden Oak Designer See Thru RD9-24

G8E SERIES

Ideal for smaller fireplaces, the Valley Oak logs are featured on the G8E Vent-Free burner system. Simple in design and function, this reliable system includes a 9,500 BTU model designed for bedrooms (where permitted by code) or the standard 22,000 BTU model. A decorative front panel is included to enhance the realistic look of your fireplace.

The G8E Series is available for Natural or Propane gas in 16", 20" and 24" sets, with BTU ratings of 20,000 or 9,500.

VOG8E-** Valley Oak (20,000 BTU) Gas Log Set

VOG8E-R** Valley Oak (9,500 BTU) Gas Log Set *(can be installed in bedrooms)*

** insert size (e.g. VOG8E-24). Add a "P" to the end of the model # if using Propane gas.

G8E-16/20/24
Gas Burner



Valley Oak V08E-16

A manual and remote on/off (-12) control are available. Add "-12" to the model number if a remote control is desired (e.g. VOG8E-24-12).

PREMIUM ACCESSORIES

Real Fyre® premium accessories are the perfect choice to customize your premium log set. We offer a wide variety of accessory options that will compliment any vent-free fireplace. Optional accessories include: Pine Cones, Acorns, and Wood Chip sets, in addition to our array of optional decorative kits. All accessories are hand crafted and have the kind of realistic detail that brings that wonderfully authentic feel to any hearth. Choose one, or combine several premium accessory sets to make a hearth that is all your own. **Note: the addition of any accessory must not interfere with the flames of the log set.**



Pine Cone/Wood Chip
Decor Pack (DP-2)



Wood Chips (WCH-6)



Pine Cones (PC-4)



Acorns (AC-6)

G21 SERIES

G21-GL-30-12 (shown) Stainless Steel Gas Burner

MODELS AVAILABLE:

G21-GL-18-12 (18 inch)

G21-GL-24-12 (24 inch)

G21-GL-30-12 (30 inch)

also available in See-Thru
models for 18" & 24"




Contemporary Burner G21-GL-**-12

CONTEMPORARY BURNER
a unique burner for vent-free or vented applications

This clean burning, easy to use burner is constructed of 304 stainless steel. With its sleek lines, wide variety of choices for accessorizing (many unique colors in Fyre Gems and Fyre Glass), and a beautiful polished mirror finish, the G21 is the perfect addition to any contemporary hearth.

The G21 is available in an 18", 24", and a 30" burner

Also available with a gold trim option



GL-**-FR
AZURIA REFL.




GL-**-HR
GOLD REFL.




GL-**-Z
BRONZE



GL-**-E
EMERALD



GL-**-NR
CARIBBEAN
BLUE REFL.



GL-**-S
SAPPHIRE



GL-**-BR
BLACK REFL.



GL-**-ZR
BRONZE REFL.



GL-**-B
BLACK




GL-**-ER
EMERALD REFL.



GL-**-F
AZURIA



GL-**-W
STAR FYRE



GL-**-N
CARIBBEAN BLUE



GL-**-C
CLEAR



GL-**-ZR
COPPER REFL.

FYRE
GLASS



10 lb. Jar (GL-10J-**)



GLG-**-E
EMERALD



GLG-**-B
BLACK GRANITE



GLG-**-J
BLACK PEARL



GLG-**-S
SAPPHIRE



GLG-**-T
BLUE TOPAZ



GLG-**-C
GLACIER



GLG-**-D
CHAMPAGNE



GLG-**-A
DEEP AMBER



GLG-**-P
PLATINUM




GLG-**-M
MINT



GLG-**-K
KOI

FYRE
GEMS



Remove front mirrored
panel to reveal the
hidden, easy access,
pilot controls.

Amount of glass or gems required is 7 1/2 lbs for 18", 10 lbs for 24", 15 lbs for 30" burner; 10 lbs for 18" see-thru, and 12 1/2 lbs for 24" see-thru.

** When ordering glass or gems insert the amount desired in place of the "****". 5 for 5 lbs, 7 for 7 1/2 lbs, 10 for 10 lbs, and 40 for 40 lbs. **Example: GL-10-HR**

The total amount of glass and gems used must not exceed the amount listed above

COMPARISON CHART

G21 SERIES

BURNER	AVAILABLE SIZES	MAX BTU's	AVAILABLE CONTROLS			
			MANUAL	ON/OFF REMOTE	VARIABLE REMOTE	ELECTRONIC VARIABLE
		NATURAL & PROPANE		(-12)	(-15)	(-01V)
Contemporary Burner (G21-GL-**-12)	18", 24", 30"	40,000		X		
Contemporary Burner See-Thru (G21-GL-2-**-12)	18", 24"	40,000		X		

G19 SERIES

LOG SETS	AVAILABLE SIZES	MAX BTU's	AVAILABLE CONTROLS			
			MANUAL	ON/OFF REMOTE	VARIABLE REMOTE	ELECTRONIC VARIABLE
		NATURAL / PROPANE		(-12)	(-15)	(-01V)
Foothill Oak (FTO) & Foothill Split Oak (FTSO)	18"/20"	31,000 / 30,000		X	X	X
Foothill Oak (FTO) & Foothill Split Oak (FTSO)	24", 30"	40,000 / 32,000		X	X	X

G18 SERIES

LOG SETS	AVAILABLE SIZES	MAX BTU's	AVAILABLE CONTROLS			
			MANUAL	ON/OFF REMOTE	VARIABLE REMOTE	ELECTRONIC VARIABLE
		NATURAL & PROPANE		(-12)	(-15)	(-01V)
Evening Fyre (EFV), Evening Fyre Charred (EVC), & Evening Fyre Split (ESV)	16/18"	30,000	X	X	X	X
Evening Fyre (EFV), Evening Fyre Charred (EVC), & Evening Fyre Split (ESV)	24", 30"	38,000	X	X	X	X
See-Thru (EFV-2, ESV-2 & EVC-2)	16/18"	35,000		X	X	
See-Thru (EFV-2, ESV-2 & EVC-2)	24"	40,000		X	X	

G10 SERIES

LOG SETS	AVAILABLE SIZES	MAX BTU's	AVAILABLE CONTROLS			
			MANUAL	ON/OFF REMOTE	VARIABLE REMOTE	ELECTRONIC VARIABLE
		NATURAL & PROPANE		(-12)	(-15)	(-01V)
Charred Frontier Oak (CHFR)	16/18", 24", 30"	37,000	X	X	X	X
Charred Aged Split Oak (CHAS)	16/18", 24", 30"	37,000	X	X	X	X


G9 SERIES

LOG SETS	AVAILABLE SIZES	MAX BTU's	AVAILABLE CONTROLS		
			MANUAL	ON/OFF REMOTE	VARIABLE REMOTE
		NATURAL & PROPANE		(-12)	(-15)
Golden Oak Designer (RD9)	20", 24", 30"	36,000	X	X	X
Split Oak (S9)	20", 24", 30"	36,000	X	X	X
See-Thru (RD9 & S9)	24"	36,000		X	

G8E SERIES

LOG SETS	AVAILABLE SIZES	MAX BTU's	AVAILABLE CONTROLS	
			MANUAL	ON/OFF REMOTE
		NATURAL & PROPANE		(-12)
Valley Oak (VO8E) (R)	16", 20", 24"	9,500	X	X
Valley Oak (VO8E)	16", 20", 24"	20,000	X	X


CONTROL OPTIONS



Manual Control



On/Off Remote Control (-12)



Variable Remote Control (-15)



Electronic Variable Control (-01V)

BEST WARRANTY IN THE INDUSTRY!

REAL FYRE® VENT-FREE GAS LOG SETS LIMITED WARRANTY HIGHLIGHTS

ALL REAL FYRE® VENT-FREE CERAMIC REFRACTORY GAS LOGS ARE WARRANTED FOR AS LONG AS YOU OWN THEM (**LIFETIME**). ALL REAL FYRE® VENT-FREE BURNERS ARE WARRANTED FOR TEN (**10**) YEARS. ALL REAL FYRE® GLASS, GEMS AND FIBER-CERAMIC BLEND LOGS ARE WARRANTED FOR FIVE (**5**) YEARS. ALL REAL FYRE® VALVES, PILOTS AND CONTROLS ARE COVERED BY A ONE (**1**) YEAR LIMITED WARRANTY (EXCLUDING BATTERIES).

CRAFTED WITH PRIDE



IN THE USA



RH PETERSON co.
14724 PROCTOR AVE. CITY OF INDUSTRY, CA 91746
WWW.RHPETERSON.COM

Rev. 1 1501150910

L-F1-00815